



LOUISIANA MOTOR TRANSPORT ASSOCIATION



2024

LEGISLATIVE LOGBOOK

Leg·is·la·tive log·book /leje slādiv lôg book/

(Noun) A trucking logbook is a record of the hours a truck driver works. This log tracks the time a driver spends on duty, off duty, driving or resting. Like a driver's logbook, LMTA's Legislative Logbook looks at our state's legislators and how they supported this year's trucking and business legislation.

SESSION SUPPORTERS

Road War-ri-ors /rōd 'wōrēers/
 (Noun) A brave soldier or fighter for the trucking industry. Starting in 2024, each year the LMTA will name one legislator from both the Louisiana House of Representatives and Senate, who embodies the definition of this award. These legislators are selected from the "Big Rigs" legislative group, holding the highest score for voting with the LMTA position.

100%



Rep Michael Melerine
R - District 6



Sen Alan Seabaugh
R - District 31

Big Rigs /'big rigs' /

(Noun) A big rig, also known as a semitrailer, is a large truck with an attached trailer that is used for hauling freight. These legislators hold a 100% voting record with the LMTA, hauling through this legislative session and pulling their weight in supporting the trucking industry.

100%



Rep Kim Carver
R - District 89



Rep Chance Henry
R - District 42



Rep Dixon McMakin
R - District 68



Sen Adam Bass
R - District 36



Sen Heather Cloud
R - District 28



Sen Blake Miguez
R - District 22



Sen Beth Mizell
R - District 12



Sen Thomas Pressly
R - District 38



Sen William Wheat Jr
R - District 37

SESSION SUPPORTERS

+90%

Horse·pow·er /hôrs,pouer/
 (Noun) Unit of measurement for power of an engine. These legislators hold a 90% or higher voting record with the LMTA making them the driving force of advocacy in the legislature for our industry.

93%



Rep Emily Chenevert
R - District 66

93%



Rep Paula Davis
R - District 69

93%



Rep Phillip DeVillier
R - District 41

93%




Rep Michael Echols
R - District 14

93%



Rep Julie Emerson
R - District 39

93%



Rep Les Farnum
R - District 33

93%



Rep Barbara Freiberg
R - District 70

93%



Rep Jay Gallé, Jr.
R - District 104

93%



Rep Dodie Horton
R - District 9

93%



Rep Jacob Landry
R - District 49

93%



Rep Phillip Tarver
R - District 36

93%



Rep Mark Wright
R - District 77


HOUSE

92%



Sen Robert Allain
R - District 21

92%



Sen Valarie Hodges
R - District 13

SENATE

+80%

Bulk Freight /bolk frāte/
 (Noun) Defined as commodities not packed but loaded directly into a vessel. These legislators hold a 80% or higher voting record with the LMTA making them the bulk of our force in the legislature.

87%



Rep Tony Bacala
R - District 59

87%



Rep Larry Bagley
R - District 7

87%



Rep Beth Billings
R - District 56

+80%

Bulk Freight /bolk frāte/

(Noun) Defined as commodities not packed but loaded directly into a vessel. These legislators hold a 80% or higher voting record with the LMTA making them the bulk of our force at the legislature.

87%



Rep Ryan Bourriaque
R - District 47

87%



Rep Josh Carlson
R - District 43

87%



Rep Raymond Crews
R - District 8

87%



Rep Daryl Deshotel
R - District 28

87%



Rep Jason DeWitt
R - District 25

87%



Rep Kathy Edmonston
R - District 88

87%



Rep Peter Egan, Sr.
R - District 74

87%



Rep Michael Firment
R - District 22

87%



Rep Brett Geymann
R - District 35

87%



Rep Troy Hebert
R - District 31

87%



Rep John Illg, Jr.
R - District 78

87%



Rep Mike Johnson
R - District 27

87%



Rep Timothy Kerner
R - District 84

87%



Rep Danny McCormick
R - District 1

87%



Rep Jack McFarland
R - District 13

87%



Rep Wayne McMahan
R - District 10

87%



Rep Joseph Orgeron
R - District 54

87%



Rep Charles Owen
R - District 30

87%



Rep Rodney Schamerhorn
R - District 24

87%



Rep Laurie Schlegel
R - District 82

87%



Rep Vincent St. Blanc, III
R - District 50

87%



Rep Polly Thomas
R - District 80

87%



Rep Christopher Turner
R - District 12

87%



Rep Debbie Villio
R - District 79

+80%

Bulk Freight /bolk fräte/

(Noun) Defined as commodities not packed but loaded directly into a vessel. These legislators hold a 80% or higher voting record with the LMTA making them the bulk of our force at the legislature.

87%



Rep John Wyble
R - District 75

87%



Rep Jerome Zeringue
R - District 52

80%



Rep Beryl Amedée
R - District 51

80%



Rep Stephanie Berault
R - District 76

80%



Rep Kimberly Coates
R - District 73

80%



Rep Kellee Dickerson
R - District 64

80%



Rep Jessica Domangue
R - District 53

80%



Rep Foy Gadberry
R - District 15

80%



Rep Brian Glorioso
R - District 90

80%



Rep Shane Mack
R - District 95

80%



Rep Brach Myers
R - District 45

80%



Rep Neil Riser
R - District 20

80%



Rep Troy Romero
R - District 37

80%



Rep Francis Thompson
R - District 19

80%



Rep Roger Wilder, III
R - District 71

80%



Rep Jeffrey Wiley
R - District 81

HOUSE


87%



Sen Patrick McMath
R - District 11

SENATE

83%



Sen Mark Abraham
R - District 25

83%



Sen Stewart Cathey
R - District 33

83%



Sen Michael Fesi
R - District 20

83%



Sen Cameron Henry
R - District 9

83%



Sen Caleb Kleinpeter
R - District 17

83%



Sen Kirk Talbot
R - District 10



VOTING RECORD

LEGISLATIVE VOTING RECORD ON TRUCKING-RELATED ISSUES

HOUSE VOTES

Votes are formatted as (yay - nays - absent).

- 1. HB 24** by Rep Melerine, Housely presumption. **A yes vote is a vote with LMTA.** Passed in the House (75-25-5).
- 2. HB 88** by Rep Melerine, proper venue. **A yes vote is a vote with LMTA.** Passed in the House (68-29-8).
- 3. HB 119** by Rep Romero, decrease duration of unemployment compensation benefits. **A yes vote is a vote with LMTA.** Passed in the House (71-28-6).
- 4. HB 315** by Rep Johnson, extends prescription period.
 - A yes vote on Wright amendment is a vote with LMTA.** Failed in the House (18-84-3).
 - A no vote on final passage is a vote with LMTA.** Passed in the House (83-18-4).
- 5. HB 336** by Rep Chenevert, creates transparency in third party litigation funding of lawsuits. **A yes vote is a vote with LMTA.** Passed in the House (84-17-4).
- 6. HB 337** by Rep McFarland, repeal of the direct-action statute. **A yes vote is a vote with LMTA.** Passed in the House (86-15-4).
- 7. HB 423** by Rep Melerine, collateral source or phantom damages. **A yes vote on concurrence is a vote with LMTA.** Passed in the House (69-25-11).
- 8. HB 618** by Rep Beaulieu, change imbalances in workers' compensation system. **A yes vote is a vote with LMTA.** Passed in the House (67-32-6).
- 9. HB 785** by Rep Schamerhorn, failure to equip. **A yes vote is a vote with LMTA.** Passed in the House (100-1-4).
- 10. SB 84** by Sen Seabaugh, offer of judgment. **A yes vote is a vote with LMTA.** Passed in the House (68-20-17).
- 11. SB 130** by Sen Bass, lowers the jury trial threshold. **A yes vote is a vote with LMTA.** Failed in the House (43-51-11).
- 12. SB 355** by Sen Stine, foreign third-party litigation funders.
 - A yes vote on the Firment amendment is a vote with LMTA.** Passed in the House (64-30-11).
- 13. SB 369** by Sen Bass, alternative venue for fraud cases. **A yes vote is a vote with LMTA.** Passed in the House (74-24-7).
- 14. SB 499** by Sen Reese, commercial uninsured motorist opt in. **A yes vote is a vote with LMTA.** Passed in the House (75-16-14).



VOTING RECORD

LEGISLATIVE VOTING RECORD ON TRUCKING-RELATED ISSUES

SENATE VOTES

Votes are formatted as (yay - nays - absent).

1. **HB 88** by Rep Melerine, proper venue. **A yes vote is a vote with LMTA.** Passed in the Senate (26-10-3).
2. **HB 119** by Rep Romero, decrease duration of unemployment compensation benefits. **A yes vote is a vote with LMTA.** Passed in the Senate (27-11-1).
3. **HB 315** by Rep Johnson, extends prescription period.
 - **A yes vote on Seabaugh amendment is a vote with LMTA.** Failed in the Senate (9-28-2).
 - **A no vote on final passage is a vote with LMTA.** Passed in the Senate (28-9-2).
4. **HB 337** by Rep McFarland, repeal of the direct-action statute. **A yes vote is a vote with LMTA.** Passed in the Senate (39-0-0).
5. **HB 423** by Rep Melerine, collateral source or phantom damages.
 - **A yes vote on Seabaugh amendment is a vote with LMTA.** Passed in the Senate (23-16-0).
 - **A no vote on final passage is a vote with LMTA.** Passed in the Senate (25-14-0).
6. **HB 785** by Rep Schamerhorn, failure to equip. **A yes vote is a vote with LMTA.** Passed in Senate (26-11-2).
7. **SB 130** by Sen Bass, lowers the jury trial threshold. **A yes vote is a vote with LMTA.** Passed in Senate (30-7-2).
8. **SB 369** by Sen Bass, alternative venue for fraud cases.
 - **A no vote on Luneau amendment is a vote with LMTA.** Failed in the Senate (19-20-0).
 - **A yes vote on final passage is a vote with LMTA.** Passed in the Senate (28-10-1).
9. **SB 499** by Sen Reese, commercial uninsured motorist opt in. **A yes vote is a vote with LMTA.** Passed in the Senate (36-0-3).





REPRESENTATIVES RANKED BY SCORE Sorted by LMTA voting record score.

REP.	SCORE
Carver	100.00%
Henry	100.00%
McMakin	100.00%
Melerine	100.00%
Bamburg	93.33%
Beaullieu	93.33%
Chenevert	93.33%
Davis	93.33%
DeVillier	93.33%
Echols	93.33%
Emerson	93.33%
Farnum	93.33%
Freiberg	93.33%
Gallé	93.33%
Horton	93.33%
Landry, J	93.33%
Tarver	93.33%
Wright	93.33%
Bacala	86.67%
Bagley	86.67%
Billings	86.67%
Bourriaque	86.67%
Boyer	86.67%
Carlson	86.67%
Crews	86.67%
Deshotel	86.67%
DeWitt	86.67%
Edmonston	86.67%
Egan	86.67%
Firment	86.67%
Geymann	86.67%

REP.	SCORE
Hebert	86.67%
Illg	86.67%
Johnson, M	86.67%
Kerner	86.67%
McCormick	86.67%
McFarland	86.67%
McMahen	86.67%
Orgeron	86.67%
Owen	86.67%
Schamerhorn	86.67%
Schlegel	86.67%
St. Blanc	86.67%
Thomas	86.67%
Turner	86.67%
Villio	86.67%
Wyble	86.67%
Zeringue	86.67%
Amedée	80.00%
Berault	80.00%
Coates	80.00%
Dickerson	80.00%
Domangue	80.00%
Gadberry	80.00%
Glorioso	80.00%
Mack	80.00%
Myers	80.00%
Riser	80.00%
Romero	80.00%
Thompson	80.00%
Wilder	80.00%
Wiley	80.00%

REP.	SCORE
Bayham	73.33%
Butler	73.33%
Carrier	73.33%
Cox	73.33%
Fontenot	73.33%
Freeman	66.67%
Braud	60.00%
LaFleur	60.00%
Jackson	53.33%
Chassion	46.67%
Hughes	46.67%
Johnson, T	46.67%
Moore	46.67%
Muscarello	46.67%
Ventrella	46.67%
Adams	40.00%
Knox	40.00%
LaCombe	40.00%
Walters	40.00%
Brass	33.33%
Fisher	33.33%
Stagni	33.33%
Boyd	26.67%
Brown	26.67%
Carter, R	26.67%
Hilferty	26.67%
Young	26.67%
Carter, W	20.00%
Jordan	20.00%
Selders	20.00%
Bryant	13.33%

REP.	SCORE
Carpenter	13.33%
Green	13.33%
Lyons	13.33%
Phelps	13.33%
Taylor	13.33%
Landry, M	6.67%
Marcelle	6.67%
Mena	6.67%
Miller	6.67%
Newell	6.67%
Willard	6.67%
Larvadain	0.00%

HOUSE



REPRESENTATIVES IN ALPHABETICAL ORDER *Sorted by last name.*

REP.	SCORE
Adams	40.00%
Amedée	80.00%
Bacala	86.67%
Bagley	86.67%
Bamburg	93.33%
Bayham	73.33%
Beaulieu	93.33%
Berault	80.00%
Billings	86.67%
Bourriaque	86.67%
Boyd	26.67%
Boyer	86.67%
Brass	33.33%
Braud	60.00%
Brown	26.67%
Bryant	13.33%
Butler	73.33%
Carlson	86.67%
Carpenter	13.33%
Carrier	73.33%
Carter, R	26.67%
Carter, W	20.00%
Carver	100.00%
Chassion	46.67%
Chenevert	93.33%
Coates	80.00%
Cox	73.33%
Crews	86.67%
Davis	93.33%
Deshotel	86.67%
DeVillier	93.33%

REP.	SCORE
DeWitt	86.67%
Dickerson	80.00%
Domangue	80.00%
Echols	93.33%
Edmonston	86.67%
Egan	86.67%
Emerson	93.33%
Farnum	93.33%
Firment	86.67%
Fisher	33.33%
Fontenot	73.33%
Freeman	66.67%
Freiberg	93.33%
Gadberry	80.00%
Gallé	93.33%
Geymann	86.67%
Glorioso	80.00%
Green	13.33%
Hebert	86.67%
Henry	100.00%
Hilferty	26.67%
Horton	93.33%
Hughes	46.67%
Illg	86.67%
Jackson	53.33%
Johnson, M	86.67%
Johnson, T	46.67%
Jordan	20.00%
Kerner	86.67%
Knox	40.00%
LaCombe	40.00%

REP.	SCORE
LaFleur	60.00%
Landry, J	93.33%
Landry, M	6.67%
Larvadain	0.00%
Lyons	13.33%
Mack	80.00%
Marcelle	6.67%
McCormick	86.67%
McFarland	86.67%
McMahen	86.67%
McMakin	100.00%
Melerine	100.00%
Mena	6.67%
Miller	6.67%
Moore	46.67%
Muscarello	46.67%
Myers	80.00%
Newell	6.67%
Orgeron	86.67%
Owen	86.67%
Phelps	13.33%
Riser	80.00%
Romero	80.00%
Schamerhorn	86.67%
Schlegel	86.67%
Selders	20.00%
St. Blanc	86.67%
Stagni	33.33%
Tarver	93.33%
Taylor	13.33%
Thomas	86.67%

REP.	SCORE
Thompson	80.00%
Turner	86.67%
Ventrella	46.67%
Villio	86.67%
Walters	40.00%
Wilder	80.00%
Wiley	80.00%
Willard	6.67%
Wright	93.33%
Wyble	86.67%
Young	26.67%
Zeringue	86.67%

FAST
FOR



SENATORS RANKED BY SCORE *Sorted by LMTA voting record score.*

SEN.	SCORE
Bass	100.00%
Cloud	100.00%
Miguez	100.00%
Mizell	100.00%
Pressly	100.00%
Seabaugh	100.00%
Wheat	100.00%
Allain	91.67%
Hodges	91.67%
McMath	87.50%
Abraham	83.33%
Cathey	83.33%
Fesi	83.33%
Henry	83.33%
Kleinpeter	83.33%
Talbot	83.33%
Coussan	75.00%
Edmonds	75.00%
Hensgens	75.00%
Morris	75.00%
Owen	75.00%
Reese	75.00%
Stine	75.00%
Womack	75.00%
Foil	66.67%
Connick	58.33%
Miller	58.33%
Lambert	50.00%
Boudreaux	25.00%
Harris	25.00%

SEN.	SCORE
Luneau	25.00%
Barrow	20.83%
Bouie	16.67%
Carter	16.67%
Fields	16.67%
Jackson	16.67%
Price	16.67%
Duplessis	8.33%
Jenkins	8.33%

SENATE



SENATORS IN ALPHABETICAL ORDER *Sorted by last name.*

SEN.	SCORE
Abraham	83.33%
Allain	91.67%
Barrow	20.83%
Bass	100.00%
Boudreaux	25.00%
Bouie	16.67%
Carter	16.67%
Cathey	83.33%
Cloud	100.00%
Connick	58.33%
Coussan	75.00%
Duplessis	8.33%
Edmonds	75.00%
Fesi	83.33%
Fields	16.67%
Foil	66.67%
Harris	25.00%
Henry	83.33%
Hensgens	75.00%
Hodges	91.67%
Jackson	16.67%
Jenkins	8.33%
Kleinpeter	83.33%
Lambert	50.00%
Luneau	25.00%
McMath	87.50%
Miguez	100.00%
Miller	58.33%
Mizell	100.00%
Morris	75.00%

SEN.	SCORE
Owen	75.00%
Pressly	100.00%
Price	16.67%
Reese	75.00%
Seabaugh	100.00%
Stine	75.00%
Talbot	83.33%
Wheat	100.00%
Womack	75.00%

SENATE



VOTING KEY

Yes = Yes Vote on Bill

A = Absent Vote

No = No Vote on Bill

E = Excused Absence

Issue Number	HB 24	HB 88	HB 119	HB 315	HB 315	HB 336	HB 337	HB 423	HB 618	HB 785	SB 84	SB 130	SB 355	SB 369	SB 499	%
LMTA Position	Yes	Yes	Yes	Yes	No	Yes	Yes	Yes	Yes	Yes	Yes	Yes	Yes	Yes	Yes	100%

Rep.	HB 24	HB 88	HB 119	HB 315	HB 315	HB 366	HB 337	HB 423	HB 618	HB 785	SB 84	SB 130	SB 355	SB 369	SB 499	%
Adams	Yes	No	Yes	No	Yes	Yes	Yes	No	No	Yes	No	No	No	Yes	No	40.00%
Amedée	Yes	Yes	Yes	Yes	Yes	No	Yes	Yes	Yes	Yes	Yes	Yes	A	Yes	Yes	80.00%
Bacala	Yes	Yes	Yes	No	Yes	Yes	Yes	Yes	Yes	Yes	Yes	Yes	Yes	Yes	Yes	86.67%
Bagley	Yes	Yes	Yes	Yes	No	Yes	Yes	Yes	Yes	Yes	Yes	No	A	Yes	Yes	86.67%
Bamburg	Yes	Yes	Yes	No	No	Yes	Yes	Yes	Yes	Yes	Yes	Yes	Yes	Yes	Yes	93.33%
Bayham	Yes	Yes	A	No	Yes	Yes	Yes	Yes	Yes	Yes	Yes	No	Yes	Yes	Yes	73.33%
Beaullieu	Yes	Yes	Yes	Yes	Yes	Yes	Yes	Yes	Yes	Yes	Yes	Yes	Yes	Yes	Yes	93.33%
Berault	Yes	Yes	Yes	No	Yes	Yes	Yes	Yes	Yes	Yes	Yes	No	Yes	Yes	Yes	80.00%
Billings	Yes	Yes	Yes	No	Yes	Yes	Yes	Yes	Yes	Yes	Yes	Yes	Yes	Yes	Yes	86.67%
Bourriaque	Yes	Yes	Yes	No	Yes	Yes	Yes	Yes	Yes	Yes	Yes	Yes	Yes	Yes	Yes	86.67%
Boyd	No	No	No	No	Yes	Yes	Yes	No	No	Yes	No	No	No	No	Yes	26.67%
Boyer	Yes	Yes	Yes	No	No	Yes	Yes	Yes	Yes	Yes	Yes	No	Yes	Yes	Yes	86.67%
Brass	No	No	No	No	Yes	Yes	Yes	No	No	Yes	No	No	No	Yes	Yes	33.33%
Braud	No	Yes	Yes	No	Yes	Yes	Yes	No	No	Yes	Yes	No	Yes	Yes	Yes	60.00%
Brown	No	Yes	No	No	Yes	Yes	Yes	No	No	Yes	No	No	No	No	No	26.67%
Bryant	No	No	No	No	Yes	No	A	No	No	Yes	No	No	A	No	Yes	13.33%
Butler	Yes	A	Yes	No	Yes	Yes	Yes	Yes	Yes	Yes	Yes	No	Yes	Yes	Yes	73.33%
Carlson	Yes	Yes	Yes	Yes	Yes	Yes	Yes	Yes	Yes	Yes	Yes	No	Yes	Yes	Yes	86.67%
Carpenter	No	No	No	No	Yes	No	No	No	No	Yes	No	No	Yes	No	No	13.33%
Carrier	Yes	Yes	Yes	No	Yes	Yes	Yes	Yes	Yes	Yes	Yes	No	No	Yes	Yes	73.33%
Carter, R	No	No	Yes	No	Yes	Yes	No	No	No	Yes	No	No	No	Yes	No	26.67%



VOTING KEY

Yes = Yes Vote on Bill

A = Absent Vote

No = No Vote on Bill

E = Excused Absence

Issue Number	HB 24	HB 88	HB 119	HB 315	HB 315	HB 336	HB 337	HB 423	HB 618	HB 785	SB 84	SB 130	SB 355	SB 369	SB 499	%
LMTA Position	Yes	Yes	Yes	Yes	No	Yes	Yes	Yes	Yes	Yes	Yes	Yes	Yes	Yes	Yes	100%

Rep.	HB 24	HB 88	HB 119	HB 315	HB 315	HB 366	HB 337	HB 423	HB 618	HB 785	SB 84	SB 130	SB 355	SB 369	SB 499	%
Carter, W	No	No	No	A	E	No	No	No	No	Yes	No	No	Yes	No	No	20.00%
Carver	Yes	Yes	Yes	Yes	No	Yes	Yes	Yes	Yes	Yes	Yes	Yes	Yes	Yes	Yes	100.00%
Chassion	Yes	No	No	No	Yes	Yes	Yes	Yes	No	Yes	E	E	No	A	A	46.67%
Chenevert	Yes	Yes	Yes	Yes	Yes	Yes	Yes	Yes	Yes	Yes	Yes	Yes	Yes	Yes	Yes	93.33%
Coates	Yes	Yes	Yes	No	Yes	Yes	Yes	Yes	Yes	E	Yes	No	Yes	Yes	Yes	80.00%
Cox	Yes	Yes	Yes	No	Yes	Yes	Yes	Yes	Yes	Yes	Yes	No	No	Yes	Yes	73.33%
Crews	Yes	Yes	Yes	No	Yes	Yes	Yes	Yes	Yes	Yes	Yes	Yes	Yes	Yes	E	86.67%
Davis	Yes	Yes	E	No	No	Yes	Yes	E	Yes	Yes	E	Yes	E	Yes	Yes	93.33%
Deshotel	Yes	Yes	Yes	No	Yes	Yes	Yes	Yes	Yes	Yes	Yes	Yes	Yes	Yes	Yes	86.67%
DeVillier	Yes	Yes	E	Yes	Yes	Yes	Yes	Yes	E	Yes	E	E	Yes	Yes	Yes	93.33%
DeWitt	Yes	Yes	Yes	No	Yes	Yes	Yes	Yes	Yes	Yes	Yes	Yes	Yes	Yes	Yes	86.67%
Dickerson	Yes	Yes	Yes	No	Yes	No	Yes	Yes	Yes	Yes	Yes	Yes	Yes	Yes	Yes	80.00%
Domangue	Yes	Yes	Yes	No	Yes	Yes	Yes	Yes	Yes	Yes	Yes	A	Yes	Yes	Yes	80.00%
Echols	Yes	Yes	Yes	Yes	Yes	Yes	Yes	Yes	Yes	Yes	Yes	Yes	Yes	Yes	Yes	93.33%
Edmonston	Yes	Yes	Yes	No	Yes	Yes	Yes	Yes	Yes	Yes	Yes	Yes	Yes	Yes	Yes	86.67%
Egan	Yes	Yes	Yes	No	No	Yes	Yes	Yes	Yes	Yes	Yes	No	Yes	Yes	Yes	86.67%
Emerson	Yes	Yes	Yes	Yes	Yes	Yes	Yes	Yes	Yes	Yes	Yes	Yes	Yes	E	Yes	93.33%
Farnum	Yes	Yes	Yes	No	E	Yes	Yes	Yes	Yes	Yes	Yes	Yes	Yes	Yes	Yes	93.33%
Firment	Yes	Yes	Yes	No	Yes	Yes	Yes	Yes	Yes	Yes	Yes	Yes	Yes	Yes	Yes	86.67%
Fisher	A	No	No	A	E	Yes	Yes	No	A	Yes	No	No	No	No	Yes	33.33%
Fontenot	Yes	Yes	Yes	No	No	Yes	Yes	Yes	Yes	Yes	Yes	No	No	A	Yes	73.33%



VOTING KEY

Yes = Yes Vote on Bill

A = Absent Vote

No = No Vote on Bill

E = Excused Absence

Issue Number	HB 24	HB 88	HB 119	HB 315	HB 315	HB 336	HB 337	HB 423	HB 618	HB 785	SB 84	SB 130	SB 355	SB 369	SB 499	%
LMTA Position	Yes	Yes	Yes	Yes	No	Yes	Yes	Yes	Yes	Yes	Yes	Yes	Yes	Yes	Yes	100%

Rep.	HB 24	HB 88	HB 119	HB 315	HB 315	HB 366	HB 337	HB 423	HB 618	HB 785	SB 84	SB 130	SB 355	SB 369	SB 499	%
Freeman	Yes	E	No	No	Yes	Yes	Yes	E	E	Yes	E	No	Yes	No	Yes	66.67%
Freiberg	Yes	Yes	Yes	Yes	No	Yes	Yes	Yes	Yes	Yes	Yes	No	Yes	Yes	Yes	93.33%
Gadberry	Yes	A	Yes	No	Yes	Yes	Yes	Yes	Yes	Yes	Yes	Yes	Yes	Yes	Yes	80.00%
Gallé	Yes	Yes	Yes	No	No	Yes	Yes	Yes	Yes	Yes	Yes	Yes	Yes	Yes	Yes	93.33%
Geymann	E	Yes	Yes	No	Yes	E	Yes	E	Yes	Yes	E	Yes	Yes	Yes	E	86.67%
Glorioso	Yes	Yes	Yes	No	Yes	Yes	Yes	Yes	Yes	Yes	Yes	No	Yes	Yes	Yes	80.00%
Green	No	No	No	No	Yes	No	Yes	No	No	Yes	No	No	No	No	No	13.33%
Hebert	Yes	Yes	Yes	No	Yes	Yes	Yes	Yes	Yes	Yes	Yes	Yes	Yes	Yes	Yes	86.67%
Henry	Yes	E	Yes	Yes	No	Yes	Yes	Yes	Yes	Yes	Yes	Yes	Yes	Yes	Yes	100.00%
Hilferty	A	Yes	Yes	No	Yes	Yes	A	No	No	Yes	A	A	A	A	A	26.67%
Horton	Yes	Yes	Yes	Yes	Yes	Yes	Yes	Yes	Yes	Yes	Yes	Yes	Yes	Yes	Yes	93.33%
Hughes	Yes	No	No	No	Yes	Yes	Yes	No	No	E	Yes	E	No	No	E	46.67%
Illg	Yes	E	Yes	No	Yes	Yes	Yes	Yes	Yes	E	Yes	Yes	Yes	Yes	Yes	86.67%
Jackson	Yes	No	Yes	A	E	Yes	Yes	No	E	Yes	A	No	No	No	Yes	53.33%
Johnson, M	Yes	Yes	Yes	No	Yes	Yes	Yes	Yes	Yes	Yes	Yes	Yes	Yes	Yes	Yes	86.67%
Johnson, T	E	A	No	No	Yes	E	Yes	No	No	Yes	E	A	No	Yes	Yes	46.67%
Jordan	No	No	No	No	Yes	Yes	Yes	No	No	Yes	No	No	No	No	A	20.00%
Kerner	Yes	Yes	Yes	No	Yes	Yes	Yes	Yes	Yes	Yes	Yes	Yes	Yes	Yes	Yes	86.67%
Knox	No	No	No	No	Yes	Yes	Yes	Yes	No	Yes	No	No	No	E	E	40.00%
LaCombe	No	E	E	No	Yes	Yes	Yes	No	No	Yes	Yes	No	No	No	No	40.00%
LaFleur	Yes	No	Yes	No	No	Yes	Yes	Yes	No	Yes	No	No	Yes	No	Yes	60.00%



VOTING KEY

Yes = Yes Vote on Bill

A = Absent Vote

No = No Vote on Bill

E = Excused Absence

Issue Number	HB 24	HB 88	HB 119	HB 315	HB 315	HB 336	HB 337	HB 423	HB 618	HB 785	SB 84	SB 130	SB 355	SB 369	SB 499	%
LMTA Position	Yes	Yes	Yes	Yes	No	Yes	Yes	Yes	Yes	Yes	Yes	Yes	Yes	Yes	Yes	100%

Rep.	HB 24	HB 88	HB 119	HB 315	HB 315	HB 366	HB 337	HB 423	HB 618	HB 785	SB 84	SB 130	SB 355	SB 369	SB 499	%
Landry, J	Yes	Yes	Yes	Yes	Yes	Yes	Yes	Yes	Yes	Yes	Yes	Yes	Yes	Yes	Yes	93.33%
Landry, M	No	No	No	No	Yes	No	No	No	No	Yes	No	No	A	No	No	6.67%
Larvadain	No	No	No	No	Yes	A	No	A	No	No	A	No	No	No	No	0.00%
Lyons	No	No	No	No	Yes	No	Yes	No	No	Yes	No	No	No	No	No	13.33%
Mack	Yes	Yes	Yes	No	Yes	Yes	Yes	Yes	Yes	Yes	Yes	No	Yes	Yes	Yes	80.00%
Marcelle	No	No	No	No	Yes	No	No	No	No	Yes	No	A	No	No	A	6.67%
McCormick	Yes	Yes	Yes	Yes	No	No	Yes	Yes	Yes	Yes	Yes	No	Yes	Yes	Yes	86.67%
McFarland	Yes	Yes	Yes	No	Yes	Yes	Yes	Yes	Yes	Yes	Yes	Yes	Yes	Yes	Yes	86.67%
McMahen	Yes	Yes	Yes	No	Yes	Yes	Yes	Yes	Yes	Yes	Yes	Yes	Yes	Yes	Yes	86.67%
McMakin	Yes	Yes	Yes	Yes	No	Yes	Yes	Yes	Yes	Yes	Yes	Yes	Yes	Yes	Yes	100.00%
Melerine	Yes	Yes	Yes	Yes	No	Yes	Yes	Yes	Yes	Yes	Yes	Yes	Yes	Yes	Yes	100.00%
Mena	No	No	No	No	Yes	No	No	No	No	Yes	No	E	No	No	No	6.67%
Miller	Yes	No	No	No	Yes	No	No	A	No	A	No	No	A	No	A	6.67%
Moore	No	No	No	No	Yes	No	No	E	No	Yes	E	E	E	E	E	46.67%
Muscarello	No	Yes	Yes	No	Yes	Yes	No	Yes	No	Yes	Yes	No	No	Yes	A	46.67%
Myers	Yes	Yes	A	No	Yes	Yes	Yes	Yes	Yes	Yes	Yes	Yes	Yes	Yes	Yes	80.00%
Newell	No	No	No	No	Yes	No	No	No	No	Yes	A	No	No	No	No	6.67%
Orgeron	Yes	Yes	Yes	No	No	Yes	Yes	Yes	Yes	Yes	Yes	No	Yes	Yes	Yes	86.67%
Owen	Yes	Yes	Yes	No	Yes	Yes	Yes	Yes	Yes	Yes	Yes	Yes	Yes	Yes	Yes	86.67%
Phelps	No	No	No	No	Yes	Yes	No	A	No	Yes	A	No	No	No	A	13.33%
Riser	Yes	Yes	Yes	No	No	Yes	Yes	Yes	Yes	Yes	Yes	A	No	Yes	Yes	80.00%



VOTING KEY

Yes = Yes Vote on Bill

A = Absent Vote

No = No Vote on Bill

E = Excused Absence

Issue Number	HB 24	HB 88	HB 119	HB 315	HB 315	HB 336	HB 337	HB 423	HB 618	HB 785	SB 84	SB 130	SB 355	SB 369	SB 499	%
LMTA Position	Yes	Yes	Yes	Yes	No	Yes	Yes	Yes	Yes	Yes	Yes	Yes	Yes	Yes	Yes	100%

Rep.	HB 24	HB 88	HB 119	HB 315	HB 315	HB 366	HB 337	HB 423	HB 618	HB 785	SB 84	SB 130	SB 355	SB 369	SB 499	%
Romero	Yes	Yes	Yes	No	Yes	Yes	Yes	Yes	Yes	Yes	Yes	Yes	A	Yes	Yes	80.00%
Schamerhorn	Yes	Yes	Yes	No	Yes	Yes	Yes	Yes	Yes	Yes	Yes	Yes	Yes	Yes	Yes	86.67%
Schlegel	Yes	Yes	Yes	No	Yes	Yes	Yes	Yes	Yes	Yes	Yes	Yes	Yes	Yes	Yes	86.67%
Selders	No	No	No	No	Yes	Yes	Yes	A	A	Yes	A	No	A	No	No	20.00%
St. Blanc	Yes	Yes	Yes	No	Yes	Yes	Yes	Yes	Yes	Yes	Yes	Yes	Yes	Yes	Yes	86.67%
Stagni	No	Yes	Yes	No	Yes	No	No	No	No	Yes	Yes	No	No	Yes	No	33.33%
Tarver	Yes	Yes	Yes	No	No	Yes	Yes	E	Yes	Yes	E	Yes	Yes	Yes	Yes	93.33%
Taylor	No	No	No	No	Yes	No	No	No	No	Yes	No	No	Yes	No	No	13.33%
Thomas	Yes	Yes	Yes	No	Yes	Yes	Yes	Yes	Yes	Yes	Yes	Yes	Yes	Yes	Yes	86.67%
Thompson	Yes	Yes	Yes	No	Yes	Yes	Yes	Yes	Yes	Yes	Yes	No	Yes	Yes	Yes	80.00%
Turner	Yes	Yes	Yes	No	Yes	Yes	Yes	Yes	Yes	Yes	Yes	Yes	Yes	Yes	Yes	86.67%
Ventrella	A	No	Yes	No	Yes	A	A	Yes	Yes	Yes	Yes	No	No	Yes	Yes	46.67%
Villio	Yes	Yes	Yes	No	Yes	Yes	Yes	Yes	Yes	Yes	Yes	Yes	Yes	Yes	Yes	86.67%
Walters	Yes	A	No	No	Yes	Yes	A	A	No	Yes	E	No	No	Yes	E	40.00%
Wilder	Yes	Yes	Yes	No	Yes	Yes	Yes	Yes	Yes	Yes	Yes	Yes	A	Yes	Yes	80.00%
Wiley	Yes	Yes	Yes	No	Yes	Yes	Yes	Yes	Yes	Yes	Yes	No	Yes	Yes	Yes	80.00%
Willard	No	No	No	No	Yes	No	No	No	No	Yes	No	No	No	No	No	6.67%
Wright	Yes	Yes	E	Yes	Yes	Yes	Yes	Yes	Yes	Yes	E	E	Yes	Yes	Yes	93.33%
Wyble	Yes	Yes	Yes	Yes	Yes	Yes	Yes	Yes	Yes	Yes	Yes	No	Yes	Yes	Yes	86.67%
Young	Yes	No	No	No	Yes	Yes	Yes	A	A	Yes	A	No	No	A	A	26.67%
Zeringue	Yes	Yes	Yes	No	No	Yes	Yes	Yes	Yes	Yes	Yes	No	Yes	Yes	Yes	86.67%



VOTING KEY

Yes = Yes Vote on Bill

A = Absent Vote

No = No Vote on Bill

E = Excused Absence

Issue Number	HB 88	HB 119	HB 315	HB 315	HB 337	HB 423	HB 423	HB 785	SB 130	SB 369	SB 369	SB 499	%
LMTA Position	Yes	Yes	Yes	No	Yes	Yes	Yes	Yes	Yes	No	Yes	Yes	100%

Senator	HB 88	HB 119	HB 315	HB 315	HB 337	HB 423	HB 423	HB 785	SB 130	SB 369	SB 369	SB 499	Voting %
Abraham	Yes	Yes	No	Yes	Yes	Yes	Yes	Yes	Yes	No	Yes	Yes	83.33%
Allain	Yes	Yes	No	No	Yes	Yes	Yes	Yes	Yes	No	Yes	Yes	91.67%
Barrow	No	No	A	E	Yes	No	No	No	No	Yes	No	Yes	20.83%
Bass	Yes	Yes	Yes	No	Yes	Yes	Yes	Yes	Yes	No	Yes	Yes	100.00%
Boudreaux	No	No	No	Yes	Yes	No	No	No	Yes	Yes	No	Yes	25.00%
Bouie	No	No	No	Yes	Yes	No	No	No	No	Yes	No	Yes	16.67%
Carter	A	No	No	Yes	Yes	No	No	No	No	Yes	No	Yes	16.67%
Cathey	Yes	Yes	No	Yes	Yes	Yes	Yes	Yes	Yes	No	Yes	Yes	83.33%
Cloud	Yes	Yes	Yes	No	Yes	Yes	Yes	Yes	Yes	No	Yes	Yes	100.00%
Connick	Yes	Yes	No	Yes	Yes	No	No	Yes	Yes	Yes	Yes	Yes	58.33%
Coussan	Yes	Yes	No	Yes	Yes	Yes	Yes	Yes	Yes	Yes	Yes	Yes	75.00%
Duplessis	No	No	No	Yes	Yes	No	No	No	No	Yes	A	A	8.33%
Edmonds	Yes	Yes	No	Yes	Yes	Yes	Yes	Yes	Yes	Yes	Yes	Yes	75.00%
Fesi	Yes	Yes	No	Yes	Yes	Yes	Yes	Yes	Yes	No	Yes	Yes	83.33%
Fields	No	No	No	Yes	Yes	No	No	No	A	Yes	No	Yes	16.67%
Foil	Yes	Yes	No	Yes	Yes	No	Yes	Yes	Yes	Yes	Yes	Yes	66.67%
Harris	No	No	No	Yes	Yes	No	No	No	Yes	Yes	No	Yes	25.00%
Henry	Yes	Yes	No	Yes	Yes	Yes	Yes	Yes	Yes	No	Yes	Yes	83.33%
Hensgens	A	Yes	No	Yes	Yes	Yes	Yes	Yes	Yes	No	Yes	Yes	75.00%



VOTING KEY

Yes = Yes Vote on Bill

A = Absent Vote

No = No Vote on Bill

E = Excused Absence

Issue Number	HB 88	HB 119	HB 315	HB 315	HB 337	HB 423	HB 423	HB 785	SB 130	SB 369	SB 369	SB 499	%
LMTA Position	Yes	Yes	Yes	No	Yes	Yes	Yes	Yes	Yes	No	Yes	Yes	100%

Senator	HB 88	HB 119	HB 315	HB 315	HB 337	HB 423	HB 423	HB 785	SB 130	SB 369	SB 369	SB 499	Voting %
Hodges	Yes	Yes	Yes	Yes	Yes	Yes	Yes	Yes	Yes	No	Yes	Yes	91.67%
Jackson	No	No	No	Yes	Yes	No	No	No	No	Yes	No	Yes	16.67%
Jenkins	No	No	No	Yes	Yes	No	No	No	A	Yes	No	A	8.33%
Kleinpeter	Yes	Yes	No	Yes	Yes	Yes	Yes	Yes	Yes	No	Yes	Yes	83.33%
Lambert	Yes	Yes	No	No	Yes	No	No	A	No	Yes	Yes	Yes	50.00%
Luneau	No	No	No	Yes	Yes	No	No	No	Yes	Yes	No	Yes	25.00%
McMath	Yes	E	E	E	Yes	Yes	Yes	Yes	Yes	No	Yes	Yes	87.50%
Miguez	Yes	Yes	Yes	No	Yes	Yes	Yes	Yes	Yes	No	Yes	Yes	100.00%
Miller	Yes	Yes	No	Yes	Yes	No	No	Yes	Yes	Yes	Yes	Yes	58.33%
Mizell	Yes	Yes	Yes	No	Yes	Yes	Yes	Yes	Yes	No	Yes	Yes	100.00%
Morris	Yes	Yes	No	Yes	Yes	No	Yes	Yes	Yes	No	Yes	Yes	75.00%
Owen	Yes	Yes	No	Yes	Yes	Yes	Yes	A	Yes	No	Yes	Yes	75.00%
Pressly	Yes	Yes	Yes	No	Yes	Yes	Yes	Yes	Yes	No	Yes	Yes	100.00%
Price	No	No	No	Yes	Yes	No	No	No	No	Yes	No	Yes	16.67%
Reese	Yes	Yes	No	Yes	Yes	Yes	Yes	Yes	Yes	Yes	Yes	Yes	75.00%
Seabaugh	Yes	Yes	Yes	No	Yes	Yes	Yes	Yes	Yes	No	Yes	Yes	100.00%
Stine	Yes	Yes	No	Yes	Yes	Yes	Yes	Yes	Yes	No	Yes	A	75.00%
Talbot	Yes	Yes	Yes	Yes	Yes	Yes	Yes	Yes	Yes	Yes	Yes	Yes	83.33%
Wheat	Yes	Yes	Yes	No	Yes	Yes	Yes	Yes	Yes	No	Yes	Yes	100.00%
Womack	A	Yes	No	Yes	Yes	Yes	Yes	Yes	Yes	No	Yes	Yes	75.00%